



—

The Open Science Framework (OSF):  
An easy and intuitive approach  
to share research materials and data ... and more

David F. Urschler

# Agenda

- How did I get into the OSF?
- What can you do with the OSF?
- What I have used the OSF for
- Things that I have learned the hard way
- Questions

**The place to share your research**

OSF is a free, open platform to support your research and enable collaboration.

[Get started](#)

**Discover public research**

Discover projects, data, materials, and collaborators on OSF that might be helpful to your own research.

Search discipline, author...

**Open Science Framework**

## How OSF supports your research



### Search and Discover

Find papers, data, and materials to inspire your next research project. Search public projects to build on the work of others and find new collaborators.



### Design Your Study

Start a project and add collaborators, giving them access to protocols and other research materials. Built-in version control tracks the evolution of your study.



### Collect and Analyze Data

Store data, code, and other materials in OSF Storage, or connect your Dropbox or other third-party account. Every file gets a unique, persistent URL for citing and sharing.




### Publish Your Reports

Share papers in OSF Preprints or a community-based preprint provider, so others can find and cite your work. Track impact with metrics like downloads and view counts.

---

How did I get into the OSF



# How did I get into the OSF

## RESEARCH ARTICLE SUMMARY

### PSYCHOLOGY

## Estimating the reproducibility of psychological science

Open Science Collaboration\*

**INTRODUCTION:** Reproducibility is a defining feature of science, but the extent to which it characterizes current research is unknown. Scientific claims should not gain credence because of the status or authority of their originator but by the replicability of their supporting evidence. Even research of exemplary quality may have irreproducible empirical findings because of random or systematic error.

**RATIONALE:** There is concern about the rate and predictors of reproducibility, but limited evidence. Potentially problematic practices include selective reporting, selective analysis, and insufficient specification of the conditions necessary or sufficient to obtain the results. Direct

ly observed finding and is the means of establishing reproducibility of a finding with new data. We conducted a large-scale, collaborative effort to obtain an initial estimate of the reproducibility of psychological science.

**RESULTS:** We conducted replications of 100 experimental and correlational studies published in three psychology journals using high-powered designs and original materials when available. There is no single standard for evaluating replication success. Here, we evaluated reproducibility using significance and *P* values, effect sizes, subjective assessments of replication teams, and meta-analysis of effect sizes. The mean effect size ( $r$ ) of the replication effects ( $M_r = 0.197$ ,  $SD = 0.257$ ) was half the mag-

substantial decline. Ninety-seven percent of original studies had significant results ( $P < .05$ ).

Thirty-six percent of replications had significant results; 47% of original effect sizes were in the 95% confidence interval of the replication effect size; 39% of effects were subjectively rated to have replicated the original re-

sult; and if no bias in original results is assumed, combining original and replication results left 68% with statistically significant effects. Correlational tests suggest that replication success was better predicted by the strength of original evidence than by characteristics of the original and replication teams.

**CONCLUSION:** No single indicator sufficiently describes replication success, and the five indicators examined here are not the only ways to evaluate reproducibility. Nonetheless, collectively these results offer a clear conclusion: A large portion of replications produced weaker evidence for the original findings despite using materials provided by the original authors, review in advance for methodological fidelity, and high statistical power to detect the original effect sizes. Moreover, correlational evidence is consistent with the conclusion that

#### ON OUR WEB SITE


Read the full article at <http://dx.doi.org/10.1126/science.aac4716>

## VIEW THE BADGES:

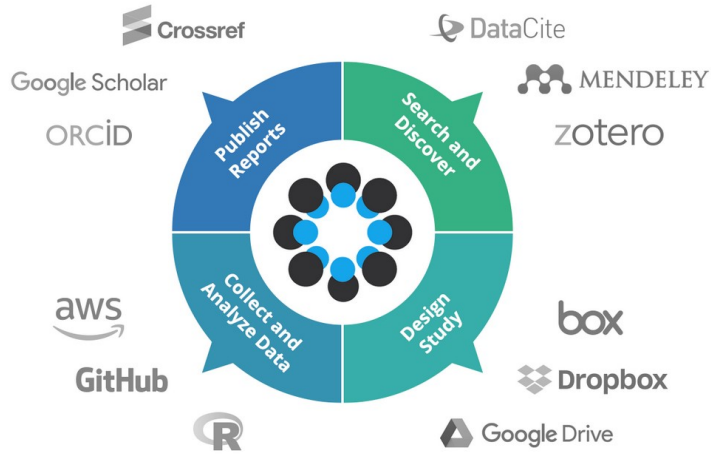


---

What can you do?



# What can you do with the OSF? - <https://osf.io/>



READ MORE

SIGN UP



<https://www.cos.io/our-products/osf>

---

## What can you do with the OSF?

- Organize your projects
- Document your process
- Version control
- Register your work
- Share your work
- Project analytics

# What can you do with the OSF?

## Organize your projects

- Structured approach – folder structure
- Control access by collaborators
- Interlink projects – fork structure
- Add preprints

The screenshot displays the OSF HOME interface for a project titled "The higher they go the harder they could fall: The impact of risk-glorifying commercials on risk behavior." The page includes a navigation bar with "My Quick Files", "My Projects", "Search", "Support", "Donate", and a user profile for "David F. Urschler". Below the title, there are options to "Make Private", "Public", "P", "O", and a minus sign. The main content area shows the project description, contributors (David F. Urschler, Hanna Heinrich, Stefanie Hechler, Peter Fischer, Thomas Kessler), creation date (2019-02-14 12:36 PM), and last update (2020-04-01 09:37 AM). A "Files" section lists the project structure:

Name	Modified
The higher they go the harder they could fall: The impact of risk-gl...	
OSF Storage (Germany - Frankfurt)	
Analysis (R-Scripts)	
OSF Storage (Germany - Frankfurt)	
01_rar_r_session_info.txt	2020-04-03 10:59 AM
rar_mini_meta.xlsx	2019-06-14 04:46 PM
rar_pilot_script.R	2019-03-04 12:55 PM
rar_study_1_script.R	2019-06-14 04:45 PM
rar_study_2_script.R	2019-06-14 04:45 PM
rar_study_3_script.R	2019-06-14 04:45 PM

A "Citation" section is visible on the right. Below it, a "Components" section lists various project components with their respective icons and names:

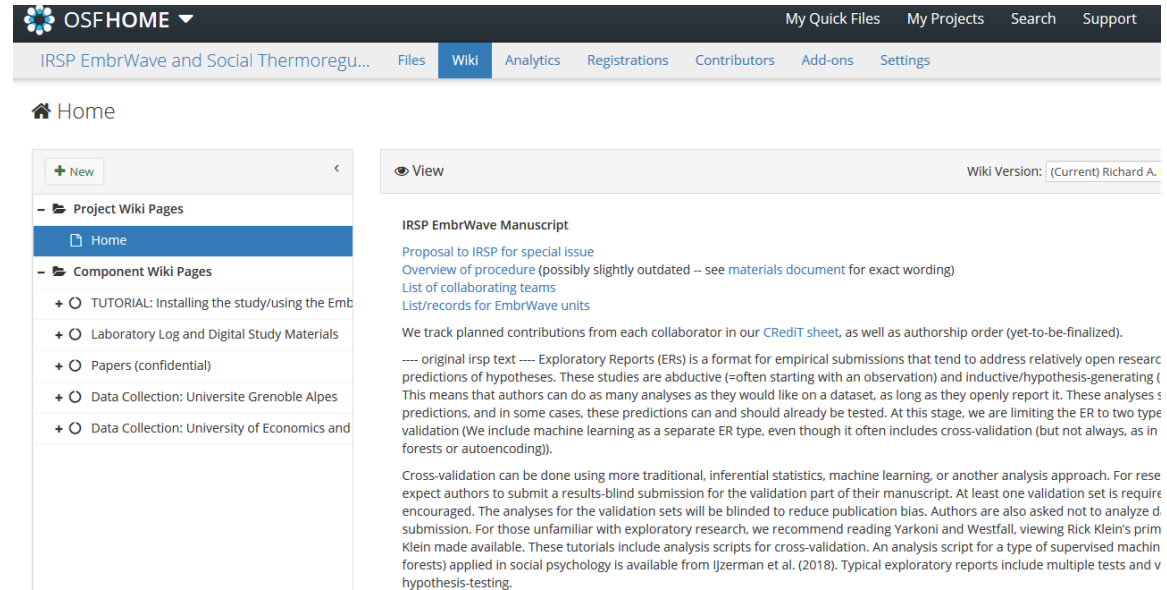
- Analysis (R-Scripts) Urschler
- Data Urschler
- Questionnaires Urschler
- Additional analysis Urschler
- Figures Urschler



# What can you do with the OSF?

## Document your process

- Project wiki



OSFHOME

IRSP EmbrWave and Social Thermoregu... Files Wiki Analytics Registrations Contributors Add-ons Settings

Home

+ New

- Project Wiki Pages
  - Home
- Component Wiki Pages
  - + TUTORIAL: Installing the study/using the Emb
  - + Laboratory Log and Digital Study Materials
  - + Papers (confidential)
  - + Data Collection: Universite Grenoble Alpes
  - + Data Collection: University of Economics and

View Wiki Version: (Current) Richard A.

### IRSP EmbrWave Manuscript

[Proposal to IRSP for special issue](#)  
[Overview of procedure \(possibly slightly outdated -- see materials document for exact wording\)](#)  
[List of collaborating teams](#)  
[List/records for EmbrWave units](#)

We track planned contributions from each collaborator in our [CRediT sheet](#), as well as authorship order (yet-to-be-finalized).







---- original irsp text ---- Exploratory Reports (ERS) is a format for empirical submissions that tend to address relatively open research predictions of hypotheses. These studies are abductive (=often starting with an observation) and inductive/hypothesis-generating ( This means that authors can do as many analyses as they would like on a dataset, as long as they openly report it. These analyses s predictions, and in some cases, these predictions can and should already be tested. At this stage, we are limiting the ER to two type validation (We include machine learning as a separate ER type, even though it often includes cross-validation (but not always, as in forests or autoencoding)).

Cross-validation can be done using more traditional, inferential statistics, machine learning, or another analysis approach. For rese expect authors to submit a results-blind submission for the validation part of their manuscript. At least one validation set is require encouraged. The analyses for the validation sets will be blinded to reduce publication bias. Authors are also asked not to analyze d submission. For those unfamiliar with exploratory research, we recommend reading Yarkoni and Westfall, viewing Rick Klein's prim Klein made available. These tutorials include analysis scripts for cross-validation. An analysis script for a type of supervised machin forests) applied in social psychology is available from Ijzerman et al. (2018). Typical exploratory reports include multiple tests and v hypothesis-testing.

# What can you do with the OSF?

## Document your process

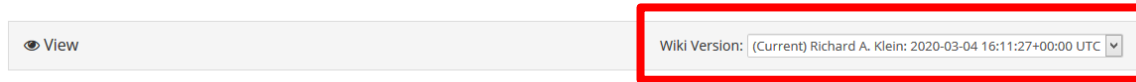
- Keep notes and project logs
- Who took action

Recent Activity	
 David F. Urschler checked in file <a href="#">rar_study_1_raw.csv</a> to Data	2020-04-25 03:36 PM
 David F. Urschler checked out file <a href="#">rar_study_1_raw.csv</a> from Data	2020-04-25 03:33 PM
 David F. Urschler moved <a href="#">02_rar_coding_sheet.pdf</a> in OSF Storage to <a href="#">02_rar_coding_sheet.pdf</a> in OSF Storage in Data	2020-04-03 11:08 AM
 David F. Urschler made Data public	2019-03-19 01:44 PM
 David F. Urschler removed an anonymous view-only link to Data	2019-03-19 11:57 AM
 David F. Urschler added file <a href="#">rar_study_3_ready.csv</a> to OSF Storage in Data	2019-03-05 06:51 PM

[<](#) [1](#) [2](#) [3](#) [4](#) [5](#) [>](#)

# What can you do with the OSF?

## Version control



## Study setup

### Prerequisites:

- Computer running Windows 10 (note: if you have psychopy installed, it sometimes conflicts and needs uninstalled)
- USB BLE dongle plugged in to computer (if this doesn't work, try installing the [firmware](#) from the company)
- Admin access (only needed for installation)
- EmbrWave device (optional - can test the script itself prior to receiving the EmbrWave)

### Software setup:

First you'll need to install specifically Python 3.7.5 (not a newer or older version): <https://www.python.org/downloads/release/python-375/>. During installation, be sure to check the option to "add python to PATH".

Then, follow the below instructions:

### Installing script:

1. Download the repository here as a .zip file: [https://github.com/aforren1/embrwave\\_multisite/](https://github.com/aforren1/embrwave_multisite/)
2. Unzip that file to some permanent location on your hard drive (it will store the data, so it shouldn't be anywhere that gets deleted).
3. Open a command prompt as an admin. (click the windows button, type `cmd`, then right-click on "command prompt" and run as admin).
4. In the command prompt window, navigate to the folder where you unzipped the `embrwave_multisite-master` archive (see <https://www.computerhope.com/issues/chusedos.htm> for commands to do that)
5. Once the command prompt is "in" the directory, type `pip install .` This should install all prerequisites.
6. Type `python main.py` to start the study.

# What can you do with the OSF?

## Version control

OSFHOME ▾ My Quick Files My Projects Search Support Donate David F. Urschler

Analysis (R-Scripts) Files Wiki Analytics Registrations Contributors Add-ons Settings

**rar\_study\_3\_script.R (Version: 2)** Check out Delete Download Share Toggle view: View Edit Revisions

Analysis (R-Scripts)  
OSF Storage (Germany - Frankfurt)  
01\_rar\_R\_session\_info.txt  
rar\_mini\_meta.xlsx  
rar\_pilot\_script.R  
rar\_study\_1\_script.R  
rar\_study\_2\_script.R  
**rar\_study\_3\_script.R**  
rar\_study\_3\_script\_preps.R

```
#####  
### RAR - Study 3 ###  
###  
#####  
  
#####  
### Used packages ###  
###  
#####  
  
if(!require(effsize)){install.packages('effsize')}  
if(!require(ggplot2)){install.packages('ggplot2')}  
if(!require(httr)){install.packages('httr')}  
if(!require(jmv)){install.packages('jmv')}  
if(!require(MBESS)){install.packages('MBESS')}  
if(!require(outliers)){install.packages('outliers')}  
if(!require(psych)){install.packages('psych')}
```

---

# What can you do with the OSF?

## Register your work

- A registration is a frozen, time-stamped copy of an OSF project
- Registrations cannot be edited or deleted
- All registrations will be made public eventually

# What can you do with the OSF?

## Register your work

Articles in this section

Register Your Project

Create a Preregistration

Submit a Registered Report

Edit a Draft Registration

### Register Your Project



Sara Bowman

3 months ago · Updated

Follow

A registration is a frozen, time-stamped copy of an OSF project. Registrations cannot be edited or deleted. You might create a registration to capture a snapshot of your project at certain points in the research cycle - such as right before data collection begins, when you submit a manuscript for peer review, or upon completion of a project.

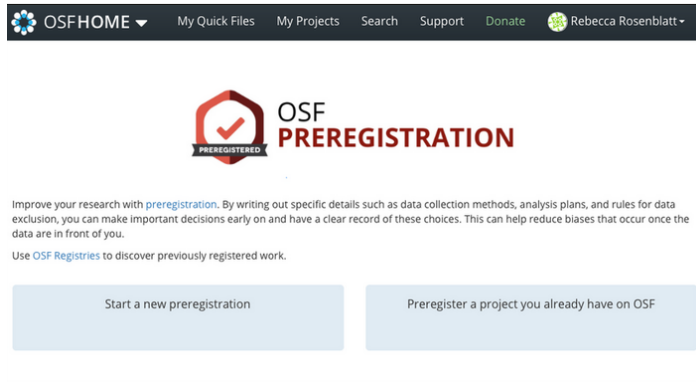
All registrations will be made public eventually. You can choose to make the registration public immediately or embargoed for up to 4 years. Registrations cannot be deleted, but they can be withdrawn. Learn more about registration withdrawals by following our help guide: [Withdrawing a registration](#).

1. Create a registration
2. Choose a registration form
3. Enter registration metadata
4. Fill out the registration form
5. Preview
6. Select components to be included in the registration
7. Choose your privacy settings
8. Approve or cancel your registration

<https://help.osf.io/hc/en-us/articles/360019930893-Register-Your-Project#Create-a-registration>

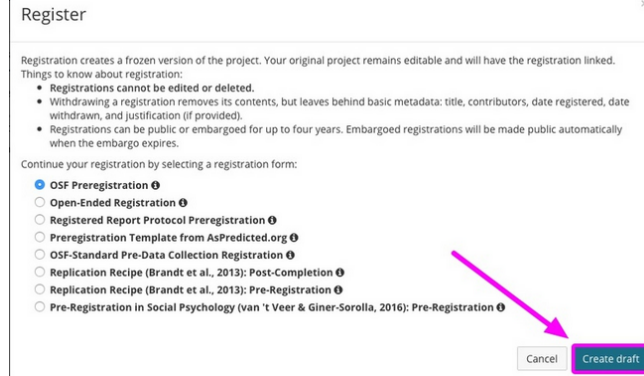
# What can you do with the OSF?

## Register your work – Preregister your hypothesis and analyses



The screenshot shows the OSF Preregistration page. At the top, there is a navigation bar with 'OSFHOME', 'My Quick Files', 'My Projects', 'Search', 'Support', 'Donate', and a user profile for 'Rebecca Rosenblatt'. Below the navigation bar is the 'OSF PREREGISTRATION' logo, which features a red checkmark inside a shield. The main content area contains the following text: 'Improve your research with preregistration. By writing out specific details such as data collection methods, analysis plans, and rules for data exclusion, you can make important decisions early on and have a clear record of these choices. This can help reduce biases that occur once the data are in front of you.' Below this text is a link: 'Use OSF Registries to discover previously registered work.' At the bottom of the page, there are two buttons: 'Start a new preregistration' and 'Preregister a project you already have on OSF'.

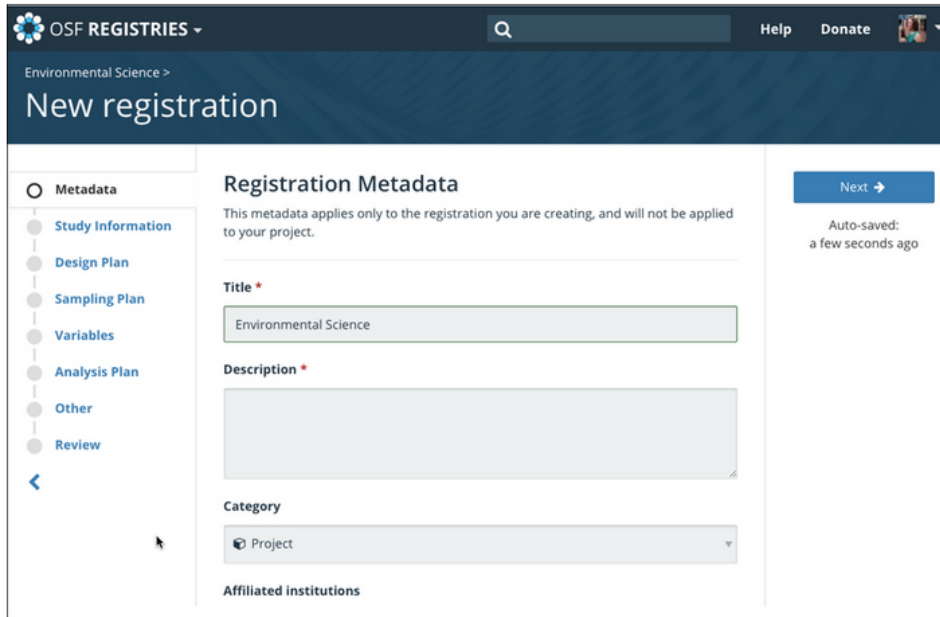
<https://osf.io/prereg/>



The screenshot shows the OSF Register page. At the top, there is a navigation bar with 'Register' and a close button 'x'. Below the navigation bar is the following text: 'Registration creates a frozen version of the project. Your original project remains editable and will have the registration linked. Things to know about registration:'. Below this text is a list of bullet points: '• Registrations cannot be edited or deleted.', '• Withdrawing a registration removes its contents, but leaves behind basic metadata: title, contributors, date registered, date withdrawn, and justification (if provided).', '• Registrations can be public or embargoed for up to four years. Embargoed registrations will be made public automatically when the embargo expires.' Below the list is the text: 'Continue your registration by selecting a registration form:'. Below this text is a list of radio buttons: '• OSF Preregistration', '• Open-Ended Registration', '• Registered Report Protocol Preregistration', '• Preregistration Template from AsPredicted.org', '• OSF-Standard Pre-Data Collection Registration', '• Replication Recipe (Brandt et al., 2013): Post-Completion', '• Replication Recipe (Brandt et al., 2013): Pre-Registration', '• Pre-Registration in Social Psychology (van 't Veer & Giner-Sorolla, 2016): Pre-Registration'. At the bottom of the page, there are two buttons: 'Cancel' and 'Create draft'. A pink arrow points to the 'Create draft' button.

# What can you do with the OSF?

## Register your work – Preregister your hypothesis and analyses



The screenshot shows the 'New registration' page on the OSF Registries website. The page is for 'Environmental Science' and is titled 'New registration'. On the left, there is a navigation menu with the following items: Metadata (selected), Study Information, Design Plan, Sampling Plan, Variables, Analysis Plan, Other, and Review. The main content area is titled 'Registration Metadata' and includes a note: 'This metadata applies only to the registration you are creating, and will not be applied to your project.' Below this note are three input fields: 'Title \*' with the value 'Environmental Science', 'Description \*' (empty), and 'Category' with a dropdown menu showing 'Project'. At the bottom, there is a section for 'Affiliated institutions'. On the right side of the form, there is a blue 'Next →' button and a status message: 'Auto-saved: a few seconds ago'.

<https://osf.io/prereg/>



# What can you do with the OSF?

## Share your work

- What you want
- When you want
- Fine-grained control
- Everything on OSF is private by default

View-only Links

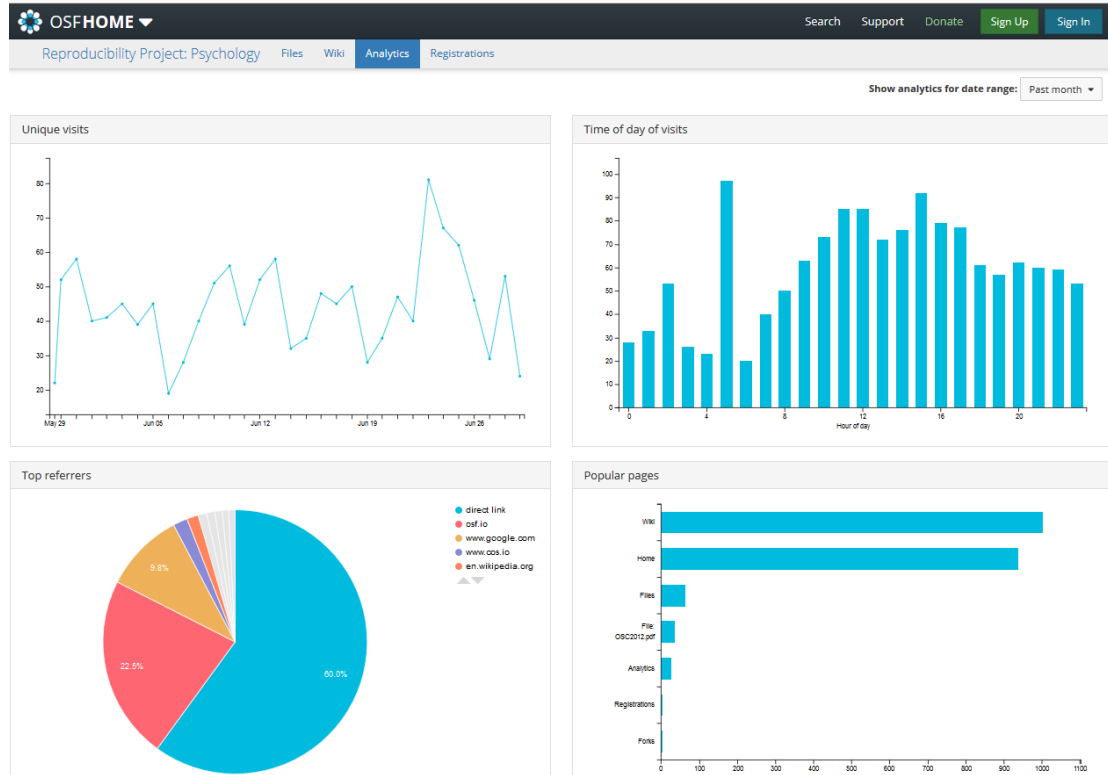
Create a link to share this project so those who have the link can view—but not edit—the project.

[+ Add](#)

Link Name	Shared Components	Created Date	Created By	Anonymous
For peer review <input type="text" value="https://osf.io/x5mak/?view_"/>	<a href="#">Increasing ...</a> <a href="#">Analysis (R...</a> <a href="#">Data</a> <a href="#">Questionn...</a> <a href="#">Figures</a>	2020-04-25 04:52 PM	<a href="#">David F. Urschler</a>	Yes <span>✕</span>


# What can you do with the OSF?

## Project analytics



---

## My experiences



# What I have used the OSF for






David F. Urschler




[Edit your profile](#)

Member Since 2017-03-30  
Public Profile [osf.io/8vz2g](https://osf.io/8vz2g)



391 activity points  
12 projects, 5 public

Social	Employment	Education
	ORCID	0000-0003-3223-4816
	Twitter	dfusocialpsy
	ResearchGate	David_Urschler

### Public projects

-  [The higher they go the harder they could fall: The impact of risk-glorifying commercials on risk behavior.](#)  
Urschler, Heinrich, Hechler & 2 more
-  [IRSP EmbrWave and Social Thermoregulation](#)  
Klein, Rahal, Studzinska & 3 more
-  [Jena Open Science Get Together](#)  
Azevedo, Schneider, Schneider & 3 more

### Public components

-  [Data](#)  
The higher they go the harder they could fall: The impact of risk-glorifying commercials on risk behavior. / [Data](#)  
Urschler
-  [Analysis \(R-Scripts\)](#)  
The higher they go the harder they could fall: The impact of risk-glorifying commercials on risk behavior. / [Analysis \(R-Scripts\)](#)  
Urschler

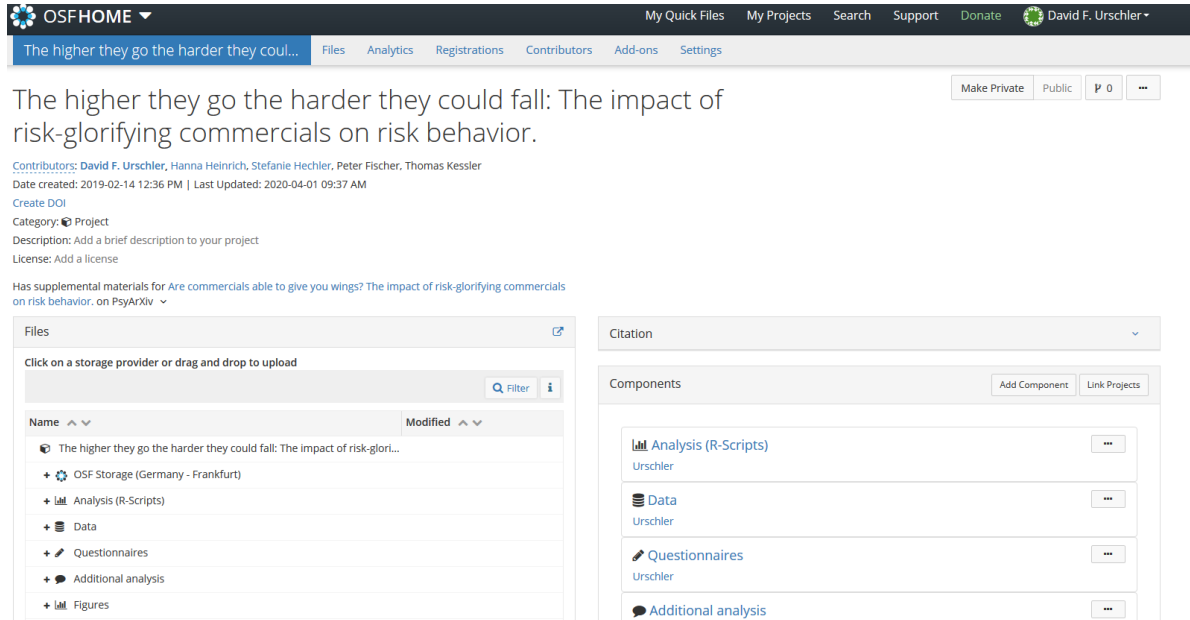
---

## What I have used the OSF for

- Sharing data, materials, R-scripts, and pre-prints
- Pre-registering hypotheses
- Many labs collaborations
- Sharing conference materials

# What I have used the OSF for

## Sharing data, materials, R-scripts, and pre-prints



The screenshot shows the OSFHOME interface for a project titled "The higher they go the harder they could fall: The impact of risk-glorifying commercials on risk behavior." The page includes a navigation bar with "OSFHOME" and user information "David F. Urschler". Below the title, there are buttons for "Make Private", "Public", "P 0", and a menu icon. The project description, contributors, and creation/last update dates are listed. A "Files" section shows a table of uploaded items, including "OSF Storage (Germany - Frankfurt)", "Analysis (R-Scripts)", "Data", "Questionnaires", "Additional analysis", and "Figures". A "Citation" section is also visible, and a "Components" section lists "Analysis (R-Scripts)", "Data", "Questionnaires", and "Additional analysis" with their respective authors.

OSFHOME

The higher they go the harder they could fall: The impact of risk-glorifying commercials on risk behavior.

Contributors: David F. Urschler, Hanna Heinrich, Stefanie Hechler, Peter Fischer, Thomas Kessler  
Date created: 2019-02-14 12:36 PM | Last Updated: 2020-04-01 09:37 AM  
Create DOI

Category: Project  
Description: Add a brief description to your project  
License: Add a license

Has supplemental materials for Are commercials able to give you wings? The impact of risk-glorifying commercials on risk behavior. on PsyArXiv

Name	Modified
The higher they go the harder they could fall: The impact of risk-glori...	
+ OSF Storage (Germany - Frankfurt)	
+ Analysis (R-Scripts)	
+ Data	
+ Questionnaires	
+ Additional analysis	
+ Figures	

Component	Author
Analysis (R-Scripts)	Urschler
Data	Urschler
Questionnaires	Urschler
Additional analysis	Urschler

# What I have used the OSF for

PsyArXiv Preprints

My Preprints Submit a Preprint Search Donate David F. Urschler

Download preprint Downloads: 190

plaudit Be the first to endorse this work

Submit to an APA-published journal (beta)

**Abstract**

Previous research on risk-glorifying media has provided encompassing evidence for a positive connection between risk-glorifying contents and (a) risk-positive emotions, (b) risk-positive cognitions and attitudes, and (c) risk-positive behavioral inclinations. Nevertheless, little evidence shows whether risk-glorifying content increases actual risk ...

[See more](#)

**Supplemental Materials**

[osf.io/rq6yj/](https://osf.io/rq6yj/)

**Preprint DOI**

[10.31234/osf.io/b9sqj](https://doi.org/10.31234/osf.io/b9sqj)

**License**

CC-BY Attribution 4.0 International

**Disciplines**

Social and Behavioral Sciences Consumer Psychology Psychology, other

1  
2  
3 Manuscript accepted for publication at  
4 PLOS One  
5 For citation please refer to the authoritative version in the journal  
6  
7 The higher they go the harder they could fall:  
8 The impact of risk-glorifying commercials on risk behavior.  
9  
10  
11 David F. Urschler<sup>1\*</sup>, Hanna Heinrich<sup>2</sup>, Stefanie Hechler<sup>1</sup>, Peter Fischer<sup>2</sup>, & Thomas Kessler<sup>1</sup>  
12  
13  
14  
15

rar\_pre\_apa.pdf Download previous versions Version: 2  
Created: March 19, 2019 | Last edited: December 03, 2019

# What I have used the OSF for

## Pre-registering hypotheses

The screenshot shows the OSF (Open Science Framework) registration page for a study titled "Disentangling the assumed precursors of prejudice: Personality and social identity". The page is in "Public registration" mode. The left sidebar contains navigation options: Overview (selected), Files, Wiki, Components (0), Links (0), Analytics, and Comments (0). The main content area is divided into several sections:

- Study Information:** Includes a "Hypotheses" section with the text: "Personality measures (RWA, SDO, BIG-5) are highly consistent (correlated; pearson) over all three conditions: RWA1 = RWA2 = RWA3; SDO1 = SDO2 = SDO3; BIG-5-1 = BIG-5-2 = BIG-5-3". Below this is a partially visible "Design Plan" section.
- Contributors:** Lists Clemens Lindner, David F. Urschler, and Thomas Kessler.
- Description:** A paragraph explaining the study's focus on intraindividual variation in expressed prejudices based on social identity salience.
- Registration type:** OSF Preregistration.
- Date registered:** May 29, 2020.
- Date created:** May 29, 2020.
- Registered from:** osf.io/uzjt2.
- Category:** Project.
- Registration DOI:** No DOI assigned.



# What I have used the OSF for

## Many labs collaborations

The screenshot shows the OSFHOME interface for a project titled "IRSP EmbrWave and Social Thermoregulation". The page includes a navigation bar with "OSFHOME" and user options like "My Quick Files", "My Projects", "Search", "Support", "Donate", and "David F. Urschler". Below the navigation bar, the project title is displayed, along with contributor information (Richard A. Klein, Rima-Maria Rahal, Anna Studzinska, David F. Urschler, Mae Braud, Clemens Lindner), the date it was forked (2019-04-09), and its category (Uncategorized). The main content area is divided into several sections: "Wiki" containing a manuscript proposal, "Files" showing a list of documents including "TUTORIAL: Installing the study/using the EmbrWave" and "Laboratory Log and Digital Study Materials", "Citation" information, and "Components" which lists various sub-projects like "TUTORIAL: Installing the study/using the EmbrWave", "Laboratory Log and Digital Study Materials", "Ethics Materials", "Papers (confidential)", "Data Collection: Universite Grenoble Alpes", and "Data Collection: University of Economics and Human Sciences in Warsaw".

# What I have used the OSF for

## Sharing conference materials

The screenshot shows the OSFHOME interface for a project titled "Jena Open Science Get Together". The top navigation bar includes "OSFHOME" with a dropdown arrow, and links for "My Quick Files", "My Projects", "Search", "Support", "Donate", and a user profile for "David F. Urschler". Below the navigation bar, the project name is displayed in a blue box, followed by tabs for "Files", "Wiki", "Analytics", "Registrations", "Contributors", "Add-ons", and "Settings". On the right side of the project header, there are buttons for "Make Private", "Public", "P 0", and a menu icon.

The main content area is titled "Jena Open Science Get Together" and includes the following information:

- Contributors:** Flavio Azevedo, Dana Schneider, Dana Schneider, David F. Urschler, Stefanie Hechler, Deliah Sarah Bolesta
- Date created:** 2020-01-08 12:30 PM | **Last Updated:** 2020-02-03 01:21 PM
- Create DOI**
- Category:** Project
- Description:** Add a brief description to your project
- License:** Add a license

The interface is divided into several sections:

- Wiki:** A text area with the placeholder "Add important information, links, or images here to describe your project."
- Files:** A section for uploading files. It includes a search filter and a table of files:

Name	Modified
Jena Open Science Get Together	
OSF Storage (United States)	
[Jena OS] FORRT Presentation .pdf	2020-01-22 10:42 AM
A sampling approach to valid knowledge.pdf	2020-01-22 11:03 AM
- Citation:** A dropdown menu for selecting a citation format.
- Components:** A section for adding components to the project, with buttons for "Add Component" and "Link Projects".
- Tags:** A text area for adding tags to enhance discoverability.
- Recent Activity:** A section for viewing recent activity.

# What I have used the OSF for

## Sharing conference materials

The screenshot displays the OSF interface for the project "Jena Open Science Get Together". The top navigation bar includes "Files", "Wiki", "Analytics", "Registrations", "Contributors", "Add-ons", and "Settings". The main content area shows a file titled "A sampling approach to valid knowledge.pdf (Version: 1)". On the left, a file list sidebar shows the project structure, with the selected file highlighted. The central part of the image shows a preview of a presentation slide titled "How to obtain valid know...". The slide content includes the text "subjectivity, partiality, fa predispos predilecti" and a red handwritten note "what's the opposite of objectivity?" with a red arrow pointing to a penguin illustration wearing a red cap. A discussion window on the right is titled "Files | A sampling approach to valid knowledge.pdf Discussion" and contains a text input field labeled "Add a comment".

# What I have used the OSF for

## Sharing conference materials

The screenshot shows the OSF project page for "What conversational agents can learn from prosocial behavior research?". The page includes a navigation bar with links for Files, Wiki, Analytics, Registrations, Contributors, Add-ons, and Settings. The project title is "What conversational agents can learn from prosocial behavior research?". The contributors are listed as David F. Urschler. The date created is 2019-07-01 05:55 PM and the date updated is 2019-08-09 02:55 PM. The identifier is DOI 10.17605/OSF.IO/UZ6RE. The category is Uncategorized. The license is CC-BY Attribution 4.0 International. The page also features sections for Wiki, Files, Citation, Components, and Tags.

What conversational agents can learn from prosocial behavior research?

Contributors: [David F. Urschler](#)

Date Created: 2019-07-01 05:55 PM | Last Updated: 2019-08-09 02:55 PM

Identifier: DOI 10.17605/OSF.IO/UZ6RE

Category:  Uncategorized

Description: Add a brief description to your component

License: CC-BY Attribution 4.0 International

Wiki

Files

Click on a storage provider or drag and drop to upload

Filter

Name	Modified
<input type="radio"/> What conversational agents can learn from prosocial behavior resea...	

Citation

Components


Add components to organize your project.

Tags

talk x Add a tag

---

Hard way



---

## Things that I have learned the hard way

- Start early with your code books


*1 = female, 2 = male vs. 1 = male, 2 = female*

- Make sure you that you are sharing what you want to share

*"... I started reading I realized that the authors included a view-only osf link to supplementary materials of their study (including the detailed scenarios used as experimental condition, materials, syntax, data). However the osf-project folder is empty."*

---

## Questions



---

Thanks!

---

[david.urschler@uni-jena](mailto:david.urschler@uni-jena)



[@dfusocialpsy](https://twitter.com/dfusocialpsy)

